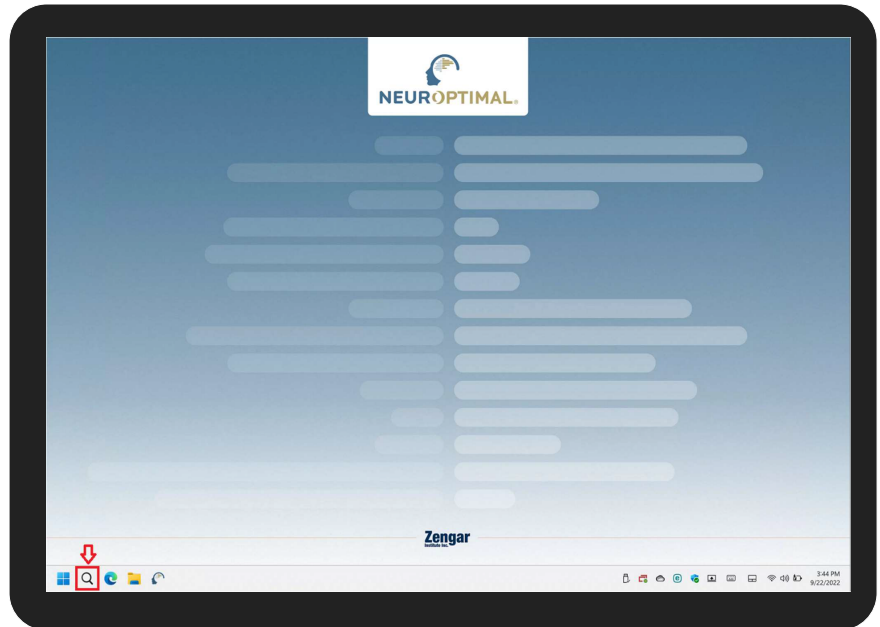


# ZenConnect

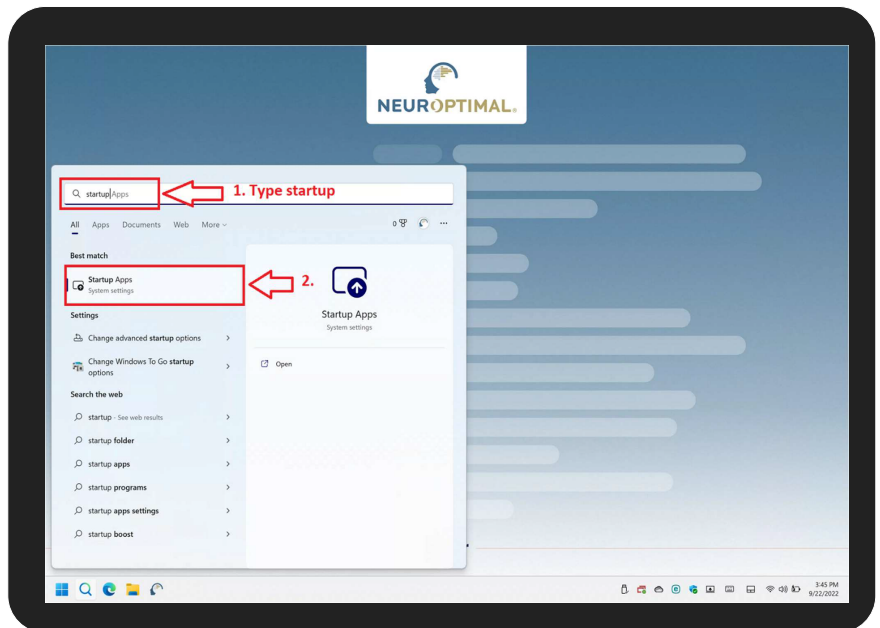
## Disable Microsoft Teams

This guide will explain how to disable Microsoft Teams from launching automatically.

1 Click on **Search**.



2 Type **startup** in the Search bar. Click on **Startup Apps**.



3










**Microsoft Teams** will be in the app list. The impact button should be **Off** and read **No impact**


## Apps > Startup

### Startup Apps

Apps can be configured to start when you log in. In most cases, apps will start minimized or may only start a background task.

Sort by: Name

	Cortana Microsoft Corporation	<input checked="" type="checkbox"/> On Not measured
	ESET command line interface ESET	<input checked="" type="checkbox"/> On Low impact
	Microsoft Edge Microsoft Corporation	<input checked="" type="checkbox"/> On High impact
	Microsoft OneDrive Microsoft Corporation	<input checked="" type="checkbox"/> On High impact
	Microsoft Teams Microsoft	<input checked="" type="checkbox"/> On Not measured
	NI Error Reporting Server National Instruments Corporation	<input checked="" type="checkbox"/> On Medium impact
	NI Error Reporting Server National Instruments Corporation	<input checked="" type="checkbox"/> On Medium impact
	Phone Link Microsoft Corporation	<input type="checkbox"/> Off No impact
	Realtek HD Audio Universal Service Realtek Semiconductor	<input checked="" type="checkbox"/> On Low impact

	Microsoft Teams Microsoft	<input type="checkbox"/> Off No impact
---	------------------------------	---