

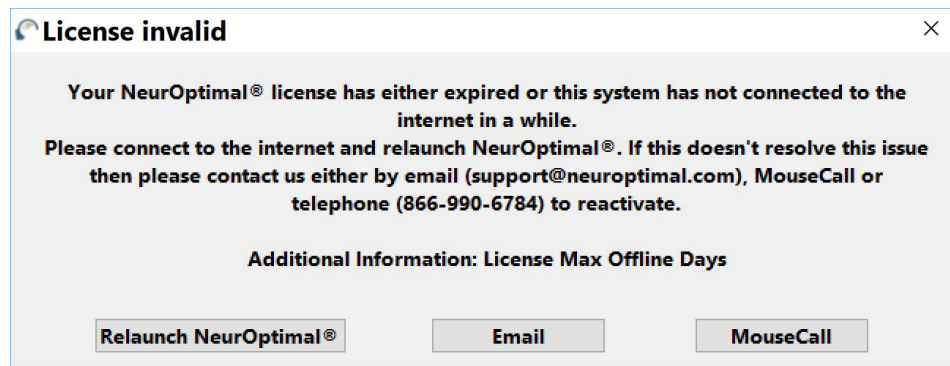
Edit

Update V 3.0.0.8 Resolves the License Max Offline Days Issue

CRAIG WALKER · WEDNESDAY, SEPTEMBER 5, 2018

Note: for those of you who are not currently experiencing this issue, make sure to allow this update to download and install as usual - i.e., at next launch of NO3, you will receive the update notification.

For those of you who are experiencing this issue, when you launch NO3, you will see this:

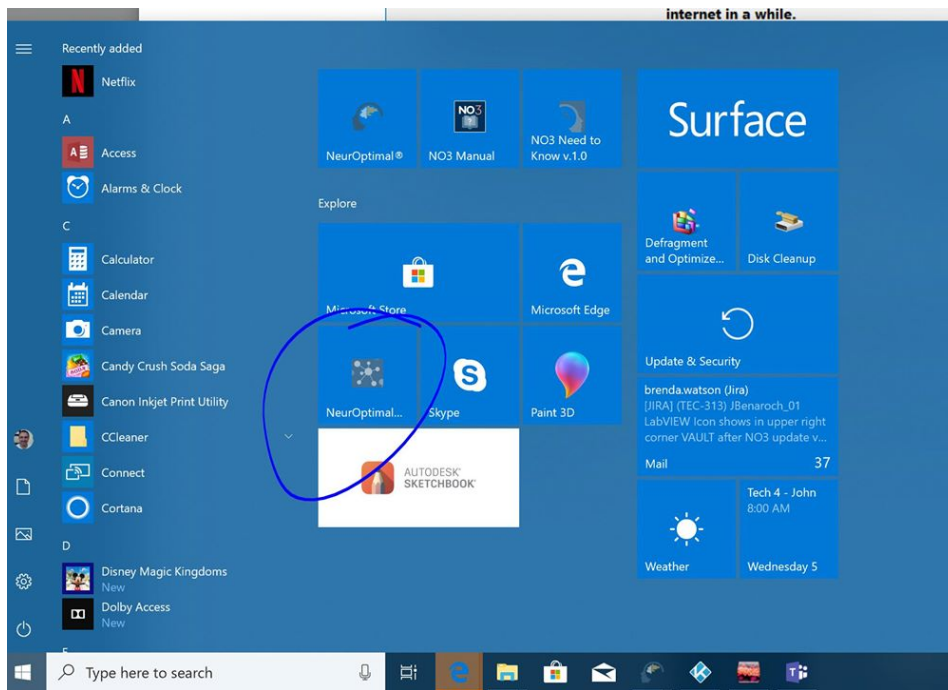


License Invalid - License Max Offline Days

At t

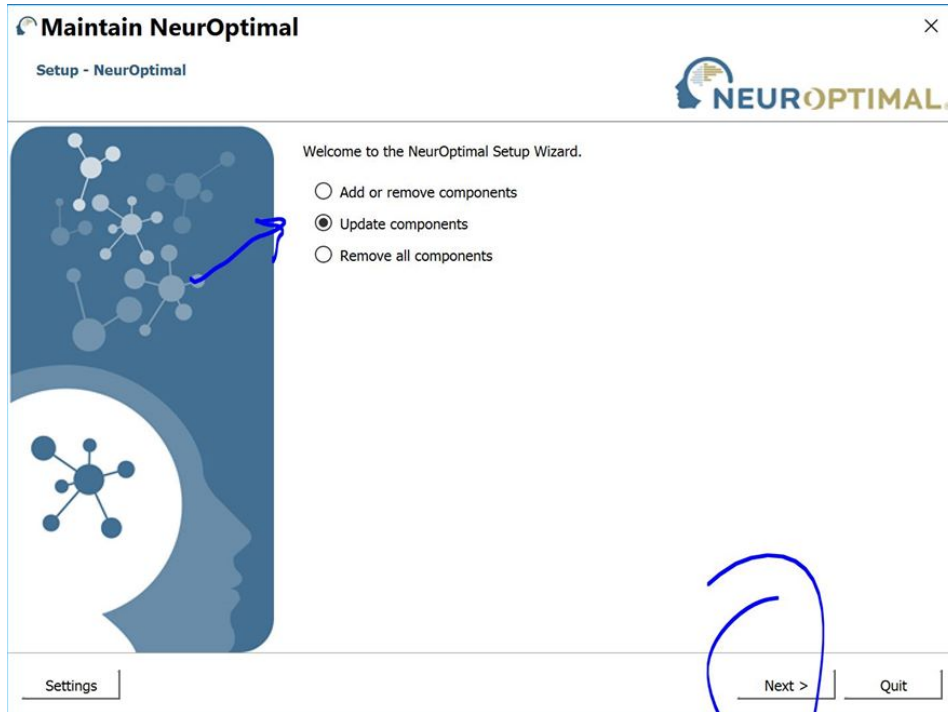
For a select few who are seeing this message, you will need to click on the X in the upper right corner of that message and allow it and NO3 to exit. Do not tap/click on any of the options at the bottom.

Note: You must be online in order to pick up the update. Tap/Click on the Windows key/icon to bring up the Windows Start Panel and then select NeurOptimal® Maintenance to launch the Maintenance Tool. Note: if you have not come in for a ZenConnect for the Post NO3 Installation cleanup, you will need to use Windows File Explorer to navigate to c:\zengar and then double tap/click on maintenancetool.exe.



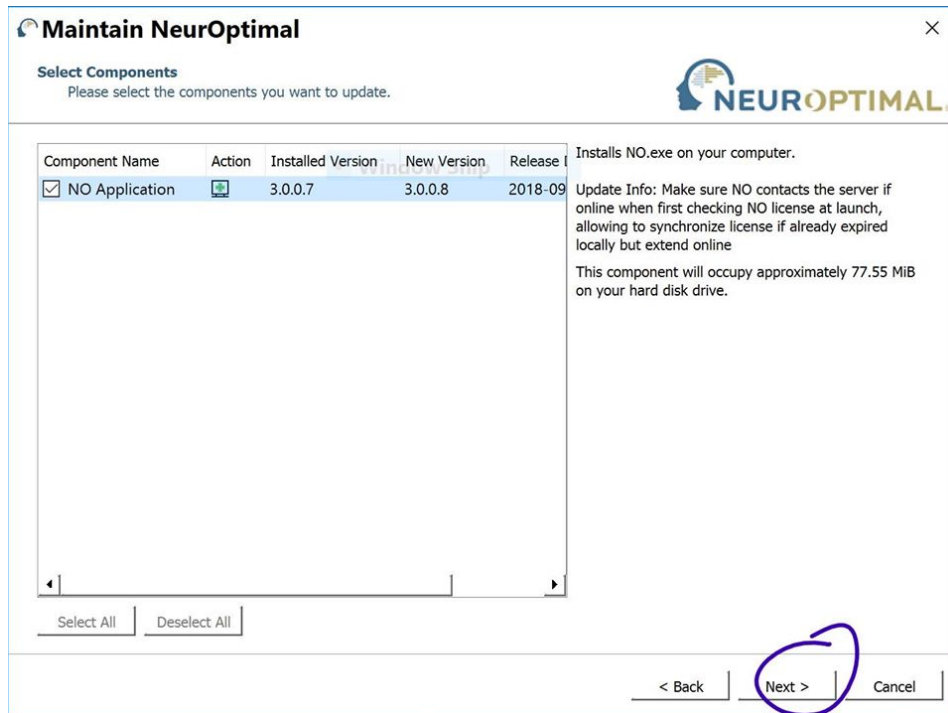
Windows Start Panel - NeurOptimal@ Maintenance

When the application loads, toggle the Update components option and click Next.



Maintain NeurOptimal --> Update components --> Next

After a quick check of the server, you will then see the update modal that describes the NO Application version 3.0.0.8 update:



NO Application V 3.0.0.8

ThiThThe

The description for this update is:

v3.0.0.8 Update

Installs NO.exe on your computer.

Update Info: Make sure NO contacts the server if online when first checking NO License at launch, allowing to synchronize license if already expired locally but extend online.

This component will occupy approximately 77.55 MiB on your hard disk drive.

Once the update downloads and installs, you will be prompted to reboot. You can then launch NO3 and get back to training!